

Extreme cold start-up validation of wind turbine components by the use of a large climatic test chamber

by pieterjan.jordaens@owi-lab.be





**Understanding the topic:
Why climate chamber testing?**

Wind turbines are installed world wide



Therefore, wind turbines operating in different environmental conditions

Some wind turbines are subjected to extreme environmental loads

Offshore wind turbines

- Corrosive environment
- Humidity & Rain
- Strong gusts & heavy wind loads
- Wave impacts; low freq. vibrations
- Vibrations due to wind loads

CCV wind turbines

- (Extreme) cold temperatures: -40°C ; -45°C
- Ice-rain & icing
- Heavy wind loads
- Snow
- Vibrations due to wind loads

HCV wind turbines

- (Extreme) hot temperatures : $+45^{\circ}\text{C}$; 50°C ;
- Sand & dust
- Vibrations due to wind loads
- Solar radiation



Some examples worldwide

Belgian North Sea
Stormy weather during
Alstom Haliade installation - 2013



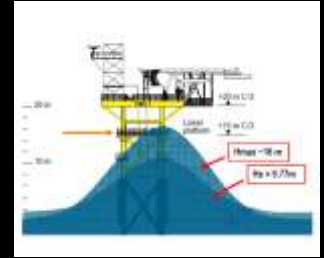
**When the temperature dives,
wind technicians still climb.
But how cold is too cold?**



USA: Polar vortex
causes cancellations
of turbine maintenance
tasks - 2014



Icing on blades
ice-throw scandinavia



16m high monster wave impacts
on offshore substation near
the Alpha Ventus wind farm – 2006



China: Turbine failure
caused by typhoon - 2006

Different environmental conditions need to be taken into account during the product development cycle, installations phase and operational phase

What about extreme temperatures?

Canada (Saskatoon)
January 2014: -49°C



Chicago
January 2014: -30°C



Sweden
16/01/2014: -30°C



North China
February 2014: -46°C



Australia
15/01/14: +46°C






Mechanical environmental factors

- Shocks and impacts from strong blasts of winds and storms, turbulences, and emergency stops
- Low frequency vibrations from waves in offshore turbines
- Earthquakes
- ...

Climatic environmental factors

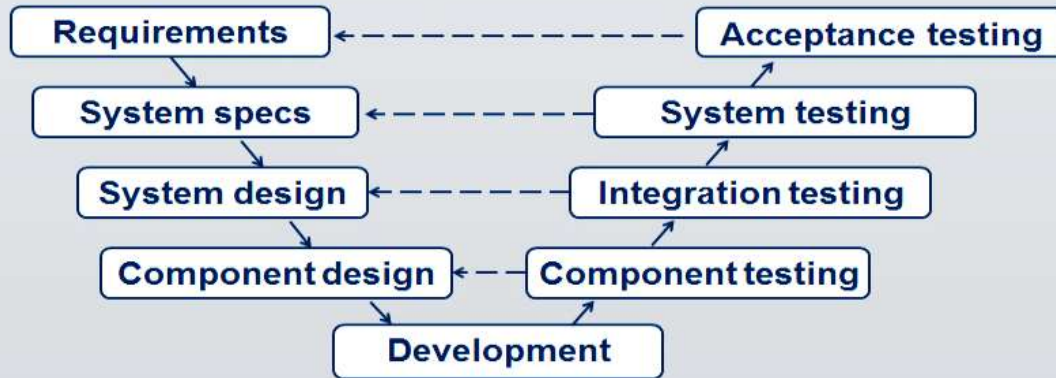
- Temperature
- Humidity
- Salt
- Rain
- Pressure
- Ice/snow
- Solar radiation
- Sand
- ...

Engineers need to take these environmental loads into account in order to deliver a reliable wind turbine in all conditions



Reliability means: *'the ability of a system to perform a required function, under given environmental and operating conditions and for a stated period of time'* .

- The environmental loads need to be taken into account both in the DESIGN-PHASE, both also in the VALIDATION PHASE, by testing throughout the product development cycle.
- This allows model validation, design verification, and confirms the reliability in specific environmental conditions.



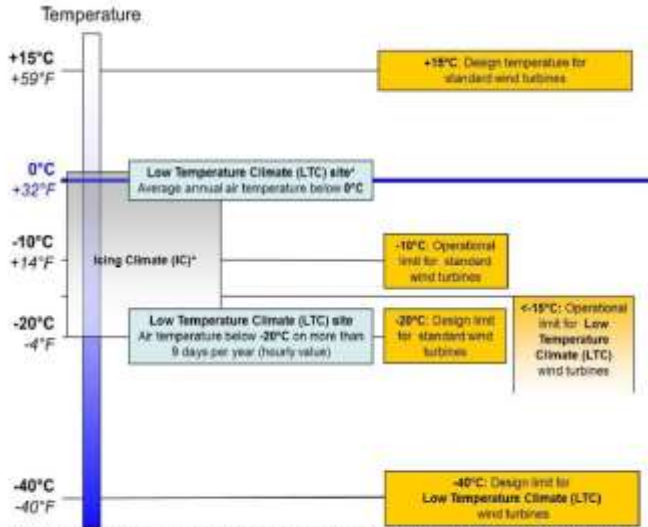
Product development cycle

Which requirements?

Limits	for standard turbines according to GL ¹⁾	typical for LTC ²⁾ turbines
Operational temperature limits	-10 °C	-30 °C
Survival temperature (stand still)	-20 °C	-40 °C

1) GL: Germanischer Lloyd

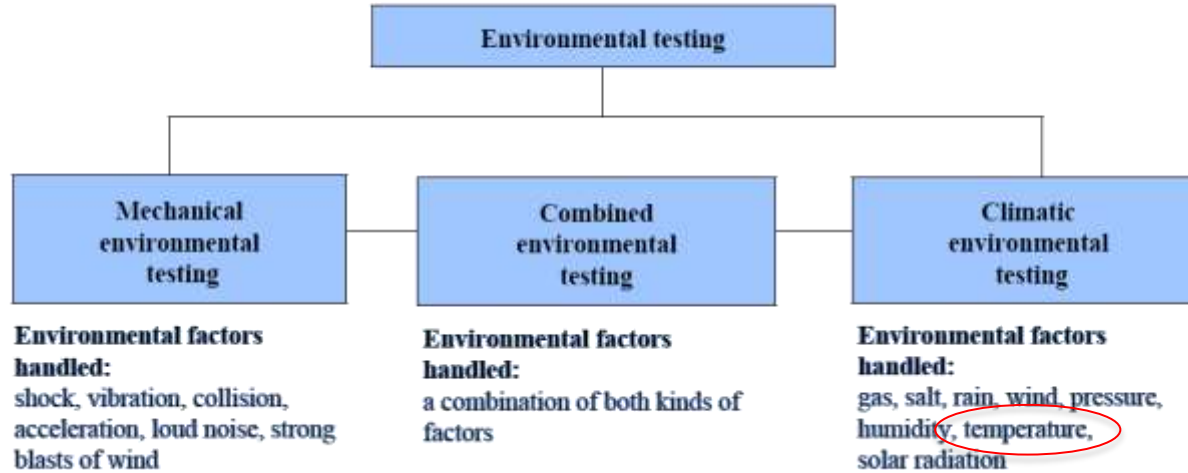
2) LTC stands for Low Temperature Climate turbines i.e. turbines with low temperature modifications provided by the turbine suppliers.



according to Germanischer Lloyd Industrial Services GmbH, 2011, 'Certification of Wind Turbines for Extreme Temperatures' except *



Improving Products by Testing



Vibration testing transformer



Load & climate testing blade materials



Cold start-up testing gearbox



Shipping / Transportation / Storage

Installation phase

Operations & Maintenance phase



Road vibrations Sand High & low pressures Dust Freezing & icing Heavy wind loads High temperatures
Rail shocks Dry & humidity Handling shocks Shocks due to installation Wave induced vibrations Wind gusts
Electromagnetic Interference Rain & Hail Solar radiation Lightning Salt fog High wave impacts during storms
Thermal shock Snow Drivetrain induced vibrations Low temperatures Biological fouling Blade induced vibrations

The loads that wind turbines encounter during their 20-year lifetime



Case story: wind turbine transformers


Liquid filled transformer



The transformer is affected by temperatures due to its locations inside or outside the the wind turbine



- Inside nacelle
- Inside tower section
- Next to turbine tower
- Offshore platform



Thermal stress → Mechanical stress

Design verification needed to ensure reliable & safe operations in all conditions

Why cold start-up testing of a liquid filled transformer?

1) Check natural cooling performance of liquid:

- After some days of no wind, the transformer can be cooled down to -30°C or even -40°C depending on the location of the turbine, and the location of the transformer in the wind turbine.
- Due to the higher viscosity at low temperature of the used cooling liquids, the natural convection cooling of the internal windings may be limited in such way that the initial losses generated inside the transformers' windings cannot be evacuated fast enough.
- A design verification test was needed to proof that there is sufficient internal cooling during cold start-up events as simulating such an event is difficult and complex.

Why cold start-up testing of a liquid filled transformer?

1) Check natural cooling performance of liquid:

- **A successful full-load cold start-up test was carried out to by CG Power Systems to verify the performance of the transformer at -30°C conditions.**
- **The losses generated by the windings of the transformer were evacuated fast enough to ensure a reliable and safe operation during cold start events at -30°C.**

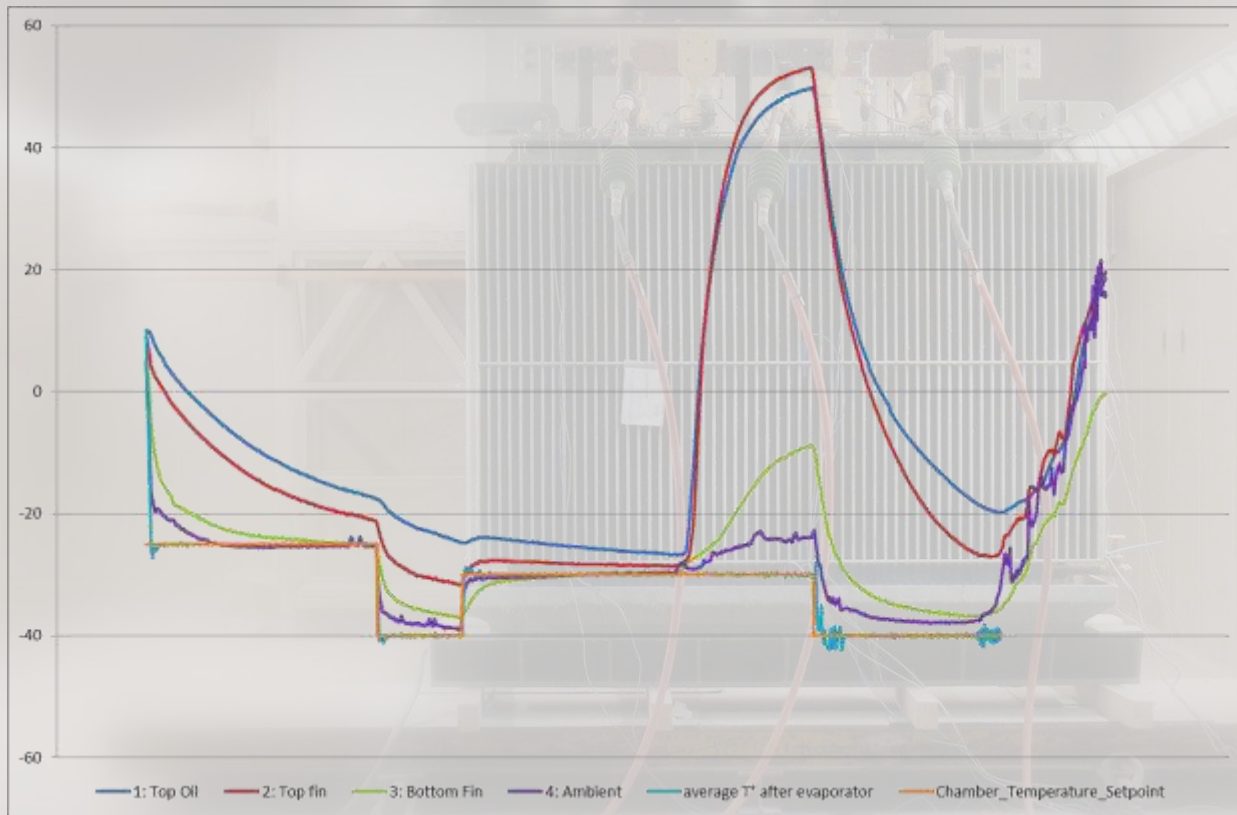
Test set-up for full load test at -30°C of a 5,5 MVA liquid filled offshore wind turbine transformer in OWI-Lab's large climate chamber



Smart solutions.
Strong relationships.



-30°C Full load cold test on a 5,5MVA transformer to verify start-up performance and natural convection at high viscosity



Smart solutions.
Strong relationships.

Why cold start-up testing of a liquid filled transformer?

2) Leakage & cracks in extreme conditions

- At low temperatures materials become brittle (metal thin plated cooling fins, seals, cables, bushings,...).
- During a cold start-up test, temperature rise can cause thermal stress and mechanical stress.
- Pressure built-up inside the transformer due to temperature rise in combination with brittle materials can cause problems.
- A successful storage tests was carried out at even -40°C to check for leakages and cracks to verify this. No problems occurred.



Cast resin transformers

Why cold start-up testing of a cast resin transformer?

1) Check for cracks at low temperature operations:

- After some days of no wind, the transformer can be cooled down to -30°C or even -40°C depending on the location of the turbine, and the location of the transformer inside the wind turbine.
- Thermal stress \rightarrow mechanical stress due to brittle materials.
- Aluminium is often used as the conductor as its expansion coefficient is closer to that of epoxy resin than copper. However the expansion of aluminium is still different to that of epoxy and as such thermal cracks can appear in the insulation. These cracks represent the weak point within the insulation structure.

Why cold start-up testing of a cast resin transformer?

1) Check for cracks at low temperature operations:

- A design verification test is needed to proof reliable and safe operations.
- Thermal shock test according to IEC-60076-11 is a standard test
 - C1 climatic class
 - C2 climatic class
- The classes are defined in relation to the minimum ambient temperature to which the transformer can be exposed in order to approach the temperature variations substained during load variations and overloads.
- IEC 60076-11-C2 test procedure: the transformers is cooled down to $-25\text{ }^{\circ}\text{C}$ and subsequently shock-heated with twice the nominal current. This procedure must not result in the formation of cracks.

Why cold start-up testing of a cast resin transformer?

1) Check for cracks at low temperature operations:

- Class C1 = operation at ambient temperatures down to -5°C ; transport and storage at ambient temperature down to -25°C ; installation inside.
- Class C2 = operation, transport and storage at ambient temperatures down to -25°C ; installation outside.
- Some epoxy materials which encapsulates the windings withstand low temperatures better than others (Epoxy glass fiber is better suited than particle filled epoxy in low temperatures).
- C2 class only covers -25°C lowest temperature ; wind turbines operate in locations where temperatures even drop lower than -40°C . OWI-Lab, together with DNV KEMA has a collaboration to conduct such tests at extreme low temperature ($-30^{\circ}\text{C} \rightarrow -60^{\circ}\text{C}$)

- Power electronics
- Variable wind patterns



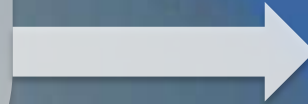
Transformer windings
subjected to a rapid increase
of heat



In low temperature operations/
cold start-up sequence: brittle windings
(= additional risk)



Cracks → partial discharge
in concentrated area which can
not be dissipated





Case story: wind turbine service cage



Why cold temperature testing of a service hoist?

- Design verification with regard to operational safety and reliability
 - The Sky Man hoists use a state of the art hoist principle, based on a polymer compound pressure ring.
 - At low temperatures materials become brittle, the effects of this behavior should be evaluated to:
 - Ensure reliable operations in all conditions for maintenance tasks
 - Operational safety
 - Successful system tests were carried out at different temperatures down to -40°C with different loads on a unique test bench.

Sky-Man

test bench to simulate
service hoist operations
in climatic test chamber
(system testing)



Service hoist
drive unit



Test approach





Case story: CCV wind turbine gearbox



Why cold start-up testing a wind turbine gearbox?

→ Design verification gearbox and its auxiliaries

1) Validate cold start-up procedure (cold sweep test)

- time-to-grid time (effects of high viscosity on start-up time)
- break-away torque (effects of high viscosity on cut in speed)
- Effects of idling with or without additional heaters

2) Check component performance in cold conditions (seals, hydraulics,...)

3) Verify performance of new cold temperature oils.

Why cold start-up testing a wind turbine gearbox?

→ Design verification gearbox and its auxiliaries

4) Performance and reliability of auxiliaries mounted on the gearbox

- Gearbox can not work without the needed auxiliaries (lubrication systems, cooling system,...).
- Such systems are not always in scope of the supply, but all systems need to work in all conditions.
- System test is needed to validate design.
- For example: oil pumps need to be able to work with high viscosity lubricants in cold start-up scenario.


Successful -40°C climate chamber tests have been performed on a 2.X MW gearbox





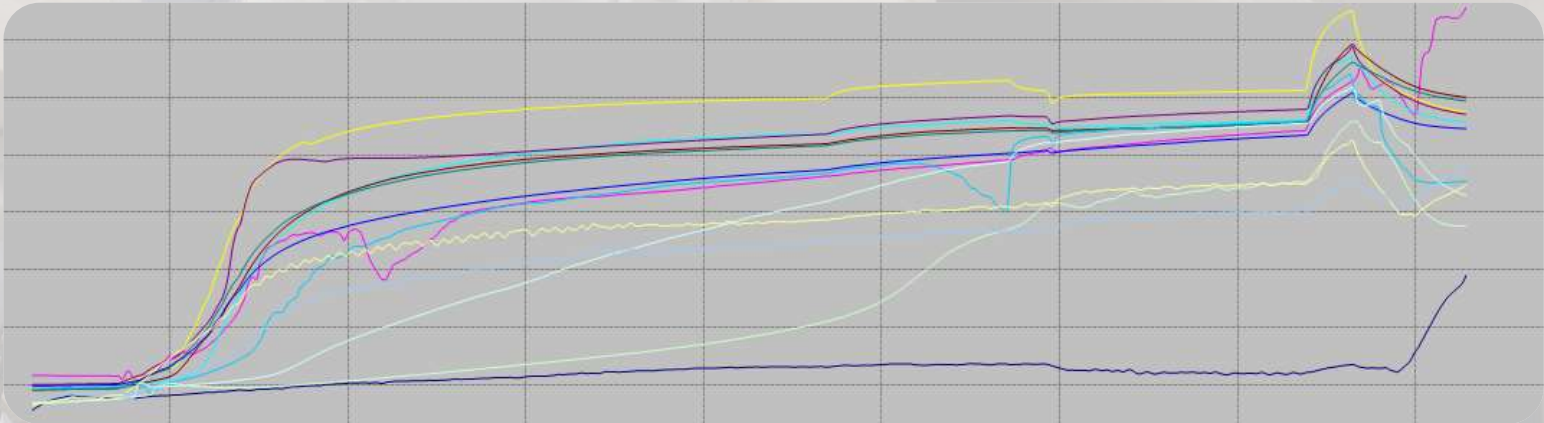
Approach: a new cold start-up test bench was designed to cope with cold sweep tests

(max. break-away torque: 10kNm)




Test results 2.XMW gearbox:

- Cold ambient temperature was kept steady during the extreme cold sweep test.
- Time-to-grid measured between -40°C to $+5^{\circ}\text{C}$ oil temperature.
(at 5°C oil temperature, load can be applied on drivetrain to produce energy)
- Different machine parameters were monitored to verify the design.
(temperature oil sumps, temperatures auxiliaries, oil pressures,...)



Research questions:

- Work on optimization solutions to reduce the time-to-grid time in order to increase the turbine's availability.
- Test effects of new generation lubricants and greases for cold climate wind turbines.
- Effects of high viscosity on oil pumps / high starting currents on pump windings. The sudden increase of winding temperature when they are brittle could cause thermal stress ; (accelerated degradation, partial discharge).
- Thermal fatigue on seals, hydraulic tubes, cables and prevention of leakages.



Possible partnerships / collaborations:

- OWI-Lab purchased a R&D gearbox to facilitate research on CCV wind turbines
- Demonstration opportunity to reduce time-to-grid
- Demonstration opportunity for new CCV lubricants
- Align CCV turbine field data with laboratory testing
- ...





**Verification tests continue at OWI-Lab
80 ton gearbox tests finished yesterday**

Other turbine components:

- **Low temperatures can be a risk for electrical equipment such as generators, yaw drive motors.**
- **When power is applied to these machines after they have been standing in the cold for a long period, the windings can suffer from a thermal shock and become damaged. Also thermal fatigue needs to be taken into account (effects of multiple cold start events).**
- **Also generator slip-rings are affected by extreme cold temperatures.**
- **Condensation in electronic cabinets caused by thermal fluctuations and during downtime need to be taken into account.**
- **Power cables become brittle when exposed to extreme cold, the combination of this effect with turbine vibrations need to be taken into account.**
- **Not much field data and the effects of cold temperatures are available to feed research.**

Thank you for your attention!

Any questions?

pieterjan.jordaens@owi-lab.be



www.owi-lab.be



@OWI_lab



Group: Offshore Wind Infrastructure
Application Lab (OWI-Lab)